


Batteries

Smart VH Module (Standard: NS 321094)


Picture	P/N	Description	
	805010ANFA	Smart VH module 12V / 9Ah / 40A	
	805020ANFA	Smart VH module 24V / 9Ah / 40A	
	805030ANFA	Smart VH module 36V / 9Ah / 40A	
	805110ANFA	Smart VH module 12V / 15Ah / 40A	
	805120ANFA	Smart VH module 24V / 15Ah / 40A	
	805130ANFA	Smart VH module 36V / 15Ah / 40A	
	806047ANFA	Smart VH module 12V / 30Ah / 40A	
	806032ANFA	Smart VH module 24V / 30Ah / 40A	


Power supply: Use the appropriate CCPS (60, 150 or 300W)

Adaptator: Mate with 805041, 806049, 806056, 805762.

Accessories: use 805042 & 805043

Mobility Module (Standard: NS 321148)


Picture	P/N	Description	
 <p>SPEAKON (4pins) connector for Discharge XLR Connector for charge</p>		AC - Aluminium Casing Battery	
	805520ANFA	Mobility battery 24V / 9Ah / 40A	
	805530ANFA	Mobility battery 36V / 9Ah / 40A	
	805620ANFA	Mobility battery 24V / 15Ah / 40A	
	805630ANFA	Mobility battery 36V / 15Ah / 40A	
	806110ANFA	Mobility battery 12V / 30Ah / 40A	
	806120ANFA	Mobility battery 24V / 30Ah / 40A	

Picture	P/N	Description	
 <p>SPEAKON (4pins) connector for Discharge XLR Connector for charge</p>		HAC – Handled Aluminium Casing Battery	
	805720ANFA	Mobility battery 24V / 9Ah / 40A	
	805730ANFA	Mobility battery 36V / 9Ah / 40A	
	805820ANFA	Mobility battery 24V / 15Ah / 40A	
	805830ANFA	Mobility battery 36V / 15Ah / 40A	
	806111ANFA	Mobility battery 12V / 30Ah / 40A	
	806121ANFA	Mobility battery 24V / 30Ah / 40A	

Charge Connector: Mate with 805050 (XLR NC 4 MXX) **Discharge Connector:** Mate with 804949(NL4FX) or 805099(NL4FRX)

Power supply: Use the appropriate CCPS (60, 150 or 300W)

Smart VHT Module (standard: NS 321146)


Picture	P/N	Description
	805611E NEA	Smart VHT module 12V / 10Ah
	805621E NEA	Smart VHT module 24V / 10Ah
	805631E NEA	Smart VHT module 36V / 10Ah
	806010E NEA	Smart VHT module 12V / 20Ah
	806030E NEA	Smart VHT module 24V / 20Ah

Power supply: Use the appropriate CCPS (60, 150 or 300W)

Adaptator: Mate with 805041, 806049, 806056, 805762.

Accessories: use 805042 & 805043

PV Module (Standard: NS 321153)

Picture	P/N	Description
	805721E NEA	PV module 24V / 10Ah
	805731E NEA	PV module 36V / 10Ah
	805712E NEA	PV module 12V / 20Ah
	805722E NEA	PV module 24V / 20Ah


SPEAKON (4 pins) connector for Charge & Discharge

Charge: Mate with 806211....

Power supply: Use the appropriate CCPS (60, 150 or 300W)

For discharge: Mate with 804949(NL4FX) or 805099(NL4FRX)

EXTENSOLAR (Standard: NS 321230)

Picture	P/N	Description
	806621E NEA	EXTENSOLAR 24V / 10Ah
	806612E NEA	EXTENSOLAR 12V / 20Ah
	806622E NEA	EXTENSOLAR 24V / 20Ah
	806632E NEA	EXTENSOLAR 36V / 20Ah

Charge: Mate with 806211


Power supply: Use the appropriate CCPS (60, 150 or 300W) or PV Panel

For discharge: Mate with 804949(NL4FX) **For Communication:**XXXXXX

Constant Current Power Supplies


60W - CCPS Type 2020 (XLR 4-pin connector)

Standard: NS 321204

Picture	Description	P/N	Mascot P/N	Input Voltage	Output Voltage
	CCPS 3A-12V.BAT- EU	806036	2020000147	230V	18V
	CCPS 3A-12V.BAT- UK	806037		230V	18V
	CCPS 3A-12V.BAT- US	806038		115V	18V


150W – CCPS Type 2047 (XLR 4-pin connector)

Standard: NS 321206 & 321208




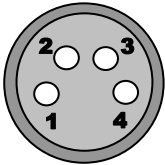


Picture	Description	P/N	Mascot P/N	Input Voltage	Output Voltage
	321206				
	CCPS 6A-12V.BAT-EU	806050		230V	18V
	CCPS 6A-12V.BAT-UK	806051		230V	18V
	CCPS 6A-12V.BAT-US	806052		115V	18V
	321208				
	CCPS 3A-24V.BAT-EU	806060		230V	36V
	CCPS 3A-36V.BAT-EU	806061		230V	48V
	CCPS 3A-24V.BAT-UK	806062		230V	36V
	CCPS 3A-36V.BAT-UK	806063		230V	48V
	CCPS 3A-24V.BAT-US	806064		115V	36V
CCPS 3A-36V.BAT-US	806065		115V	48V	

300W - CCPS Type 8921 (XLR 4-pin connector)

Standard: NS 321155





















Picture	Description	P/N	Mascot P/N	Input Voltage	Output Voltage
	CCPS 6A-24V BAT-EU	805624		230V	36V
	CCPS 6A-36V BAT-EU	805625		230V	48V
	CCPS 6A-24V BAT-UK	805626		230V	36V
	CCPS 6A-36V BAT-UK	805627		230V	48V
	CCPS 6A-24V BAT-US	805628		115V	36V
	CCPS 6A-36V BAT-US	805629		115V	48V

Output Connectors for Mobility & PV Module

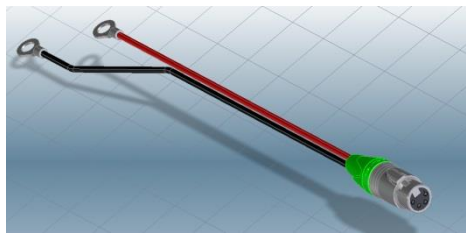



Picture	P/N	Description
	804949	Speakon NL4FX Female connector 1+ (+ Battery) 2+ (- Battery) <i>To be connected to the aluminum casing module</i>
	805099	Speakon NL4FRX Female connector 1+ (+ Battery) 2+ (- Battery) <i>To be connected to the aluminum casing module</i>
	805050	XLR 4-pin connector pinout NC4MXX  1 → + Charge 3 → - Charge <u>2 & 4 NC</u> Connector of the 4 pins Charger Only used for Charge
	806216	XLR 4-pin connector pinout NC4FX  1 → + Charge 3 → - Charge <u>2 & 4 NC</u> <i>To be connected to a 4 pins Charger</i>




Cables & adapters

Modules Connectors with wires




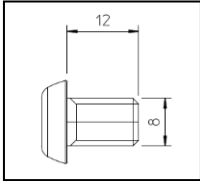





Picture	P/N	Description						
	806751	<p>Speakon NL4FX Female connector with 5 wires 1m long</p> <ul style="list-style-type: none"> <i>Battery Charge +</i> <i>Battery Charge –</i> <i>Battery Discharge +</i> <i>Battery Discharge –</i> <i>Communication BPCI® bus</i> <p>To be connected to the PV module</p>						
KIT Connectors for EXTENSOLAR	806748	<p>Deutsch Connector Réf. DT063S-CE06 used with</p> <table border="1"> <tr> <td></td> <td></td> <td>contact Socket Ref.0462-201-16141</td> </tr> <tr> <td></td> <td></td> <td>AT 3 pin Plug Wedge ref.AW3S</td> </tr> </table> <p>With 1m wires AWG</p>			contact Socket Ref.0462-201-16141			AT 3 pin Plug Wedge ref.AW3S
				contact Socket Ref.0462-201-16141				
				AT 3 pin Plug Wedge ref.AW3S				
<p>Deutsch Connector Réf. DT062S-CE06 used with</p> <table border="1"> <tr> <td></td> <td></td> <td>contact Socket Ref.0462-201-16141</td> </tr> <tr> <td></td> <td></td> <td>AT 2 pin Plug Wedge ref.AW2S</td> </tr> </table> <p>With 1m wires AWG</p>			contact Socket Ref.0462-201-16141			AT 2 pin Plug Wedge ref.AW2S		
		contact Socket Ref.0462-201-16141						
		AT 2 pin Plug Wedge ref.AW2S						
<p>Bulgin Connector Réf. PX0410/02P/5560</p>  <p>With 1m wires AWG</p>								

Charge adapters for CCPS






P/N	Description	Battery connection	Picture	Charger connection
805041	CHARGE ADAPTER XLR 4PTS/MAIN POLES <i>(Red 275±10 Black345±10)</i>	O RING TAGS (M8)		
806049	CHARGE ADAPTER XLR 4PTS – Smart VH Module <i>(Over length 200±10)</i>	HIROSE MDF6 8 pins 1→+Charge 2→-Charge		XLR NC4FX 4 pins
806056	CHARGE ADAPTER XLR 4PTS – 2 Smart VH Modules <i>(Over length 420±25)</i>	2 x HIROSE MDF6 8 pins 1→+Charge 2→-Charge		→+Charge →-Charge & 4 NC
805762	CHARGE ADAPTER XLR 4PTS – 5 Smart VH Modules <i>(Over length 640±25)</i>	5 x HIROSE MDF6 8 pins 1→+Charge 2→-Charge		

<p>806020</p>	<p>CHARGE ADAPTER XLR 4PTS / XLR3 pins (Over length 300±10) For 3 pins Modules (previous generation)</p>	<p>XLR NC3MXX 3 pins</p>		
<p>806211</p>	<p>CHARGE ADAPTER XLR 4PTS / SPEAKON NL4FX Female connector (Over length 300±10) To charge PV Module</p>	<p>SPEAKON NL4FX 4 pins 1+→+Batt 2+→-Batt</p>		<p>XLR NC4FX 4 pins 1→+Charge 3→-Charge</p>
<p>806681</p>	<p>CHARGE ADAPTER XLR NC4FX / 2 XLR NC4MXX connector (Over length 560±10) To charge 2 Mobility Modules in parallel</p>	<p>2 XLR NC4MXX 4 pins 1→ + Batt 3→ - Batt 2 & 4 NC</p>		<p>2 & 4 NC</p>

Smart VH module integration

Picture	P/N	Description	
	804508	10 Hirose connectors <i>MDF6-8DS-3.5C</i> + 100 pins (gauge 16/18) <i>MDF6-1618SC</i>	
	805042	10 parallel assembly tabs <i>For Smart Modules</i>	
	805043	10 Screws (<i>M8- MAX LENGTH 12mm</i>) + 10 washers <i>For main poles of Smart Modules</i>	
	804671	KIT 10 charge fuses 15A / 32V <i>(NS.321057)</i>	
	804674	KIT 10 charge fuses 15A / 58V <i>(NS.321057)</i>	
	804672	KIT 10 charge fuses 30A / 32V <i>(NS.321057)</i>	
	804675	KIT 10 charge fuses 30A / 58V <i>(NS.321057)</i>	
	806217	KIT 10 discharge fuses 40A / 58V <i>(NS.321057)</i>	

Accessories (Communication)

P/N	Description	Battery connection	Picture	Output (→PC connection)
804845	<p>RS232 COMMUNICATION ADAPTER <i>Only for SMART MODULE</i> <i>(connection to Batt: HIROSE MDF6)</i></p>	<p>HIROSE MDF6</p> <p>8 pins 2→ Negative 7→ BPCI</p>		RS232 Interface
806146	<p>USB COMMUNICATION ADAPTER <i>Used with 806397,806399,806405</i></p>			
806397	<p>COMMUNICATION INTERFACE ADAPTER BN Connector Binder/NEUTRIK Used with 806146 (Over length 500±25)</p>	<p>SPEAKON NL4FX</p> <p>4 pins 1- → BPCI 2+ → Negative</p>	 <i>Used for Mobility modules & PV modules</i>	
806399	<p>COMMUNICATION INTERFACE ADAPTER BH Connector Binder/Hirose Used with 806146 (Over length 500±25)</p>	<p>HIROSE MDF6</p> <p>8 pins 2→ Negative 7→ BPCI</p>	 <i>Used for Smart module</i>	<p>BINDER connector (09-9747-70-03) 1→Negative 3→ BPCI</p>
806405	<p>COMMUNICATION INTERFACE ADAPTER BB Connector Binder/Bulgin Used with 806146 (Over length 500±25)</p>	<p>BULGIN Connector</p> <p>2 pins 1→ BPCI 2→Negative</p>	 <i>Used for Tubular PV module</i>	